



# 2024 Q2 King County Firearm Violence Report

King County Prosecuting Attorney's Office - Crime Strategies Unit  
paocsu@kingcounty.gov July 2024

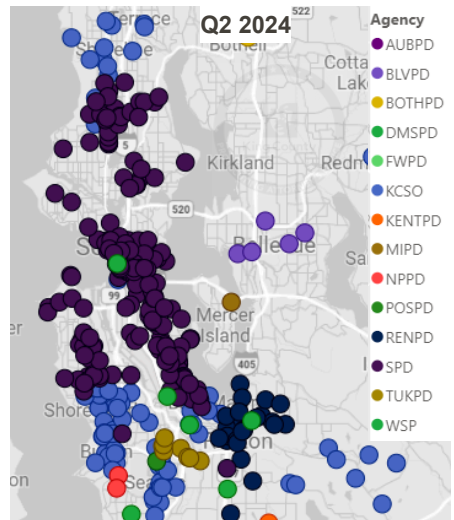
## Total Shootings and Shots Fired Incidents

The numbers of firearm homicide victims, nonfatal shooting victims, and total shots fired incidents for Q2 2024 are listed below. This data is sourced from the 8 King County jurisdictions with a historical prevalence of over 90% of the firearm violence in the county, as well as data from 12 smaller jurisdictions in the county. This data does not include suicides, confirmed self-inflicted shootings, self-defense or officer involved shootings.



## Geographic Distribution

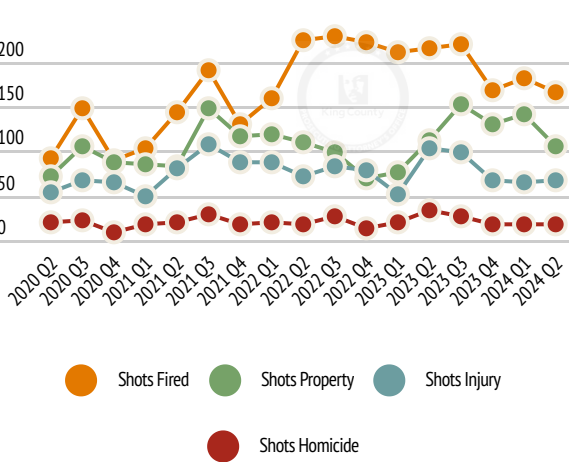
Shooting incidents in King County are not evenly distributed across the county but rather are more concentrated in certain areas of the county. The data included here represents the jurisdictions that account for roughly 80% of the King County population and is provided by the following 8 agencies: Seattle, Auburn, Des Moines, Federal Way, and the King County Sheriff's Office which represents unincorporated King County, 13 contract cities, 2 transit agencies, and the AARF. The data provided by these agencies shows that in Q2 of 2024 51% of the total shots fired incidents and 56% of both firearm homicide victims and nonfatal shooting victims were located outside of the City of Seattle.



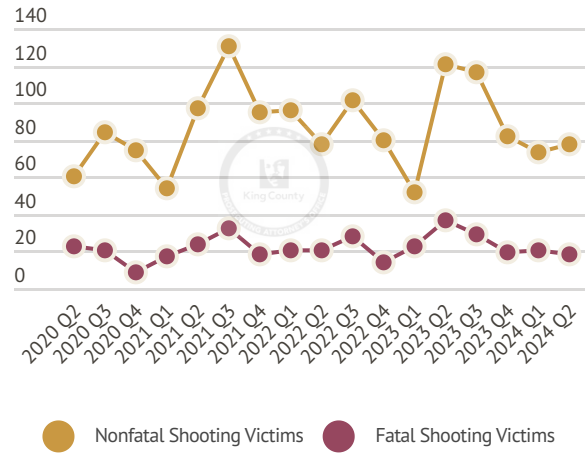
# Historical Comparisons

The graphs depict the number of shots fired incidents broken down by type of incident and the numbers of fatal and non-fatal shooting victims from 2020-2024. Compared to the previous five quarter average, Q2 shots fired incidents (359) decreased by 10% (-42) and the number of shooting victims (97) decreased by 15% (-17). More specifically, when compared to the average of the previous five quarters of data, fatal shooting victims decreased by approximately 24% (-6) and nonfatal shooting victims decreased by approximately 12% (-10).

Number and Type of Shots Fired Incidents



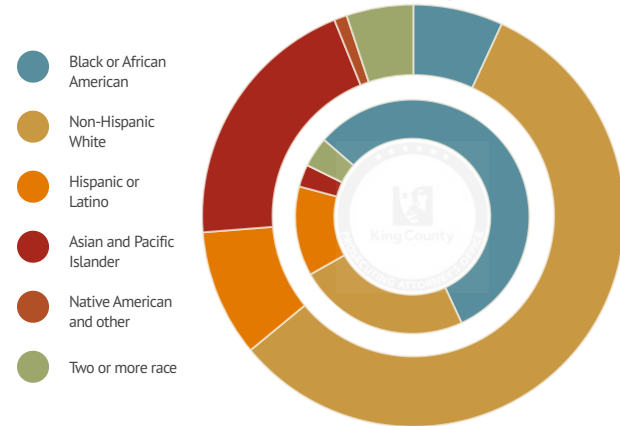
Number of Shooting Victims



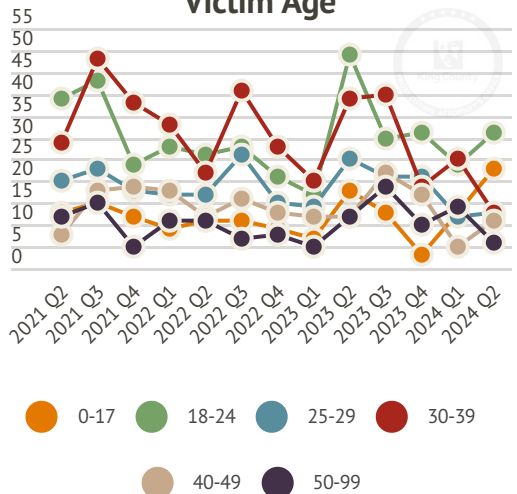
# Shooting Victim Demographics

Of the 97 shooting victims in Q2, 79% were male; 32% were aged between 18-24; and 76% were people of color. Q2 saw 23 juvenile (0-17 yoa) fatal and non-fatal shooting victims, the highest single quarter total in our data. In 2024 there has been 38 juvenile shooting victims; a 54% increase over the 5 year average through Q2.

Race/Ethnicity Outer Circle = General Population Inner Circle = Shooting Victims



Victim Age



\*\* KCPAO relies on law enforcement reports for the demographic information about victims, including race/ethnicity. Each law enforcement agency has separate policies and systems for collecting demographic data, which can result in varying levels of reporting. KCPAO is aware that this race/ethnicity data may not accurately reflect the demographics of victims of gun violence in our community.