



2024 Q3 King County Firearm Violence Report

King County Prosecuting Attorney's Office
paocsu@kingcounty.gov Oct 2024

Total Shootings and Shots Fired Incidents

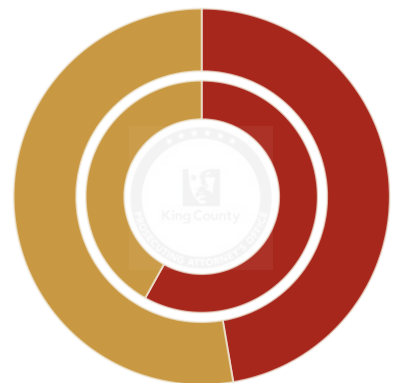
The numbers of firearm homicide victims, nonfatal shooting victims, and total shots fired incidents for Q3 2024 are listed below. This data is sourced from the 8 King County jurisdictions with a historical prevalence of over 90% of the firearm violence in the county, as well as data from 12 smaller jurisdictions in the county. This data does not include suicides, confirmed self-inflicted shootings, self-defense or officer involved shootings.



Geographic Distribution

The data included here represents the jurisdictions that account for roughly 80% of the King County population and is primarily provided by the following 8 agencies: Seattle, Auburn, Renton, Kent, Des Moines, Tukwila, Federal Way, and the King County Sheriff's Office which represents unincorporated King County, 13 contract cities, 2 transit agencies, and the AARF. According to the data provided, in Q3 of 2024 47% of the total shots fired incidents and 58% of both firearm homicide victims and nonfatal shooting victims occurred in the City of Seattle while the remaining incidents were largely concentrated in the south of the county.

Outer Circle = Shots Fired Incidents
Inner Circle = Shooting Victims

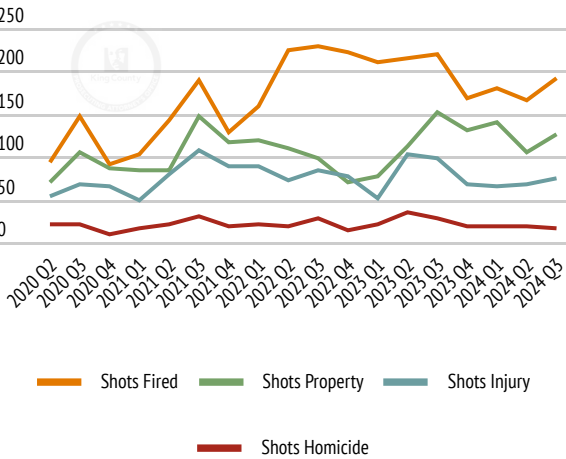


● Seattle ● Rest of King County

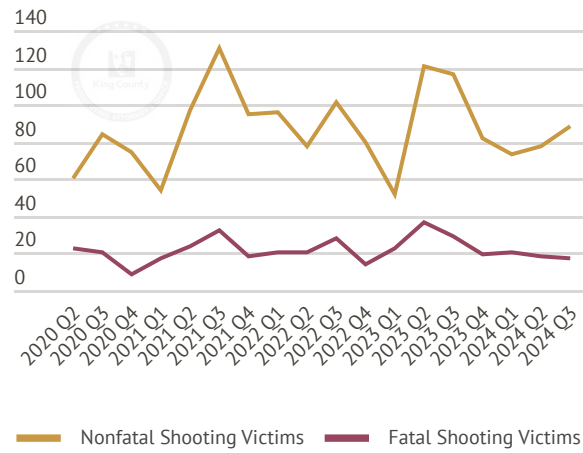
Historical Comparisons

The graphs depict the number of shots fired incidents broken down by incident type and fatal and non-fatal shooting victims totals from 2020-2024. Compared to the previous five quarter average, Q3 shots fired incidents (410) decreased by 6% (-26) and the number of shooting victims (105) decreased by 11% (-13). More specifically, when compared to the average of the previous five quarters of data, fatal shooting victims decreased by approximately 31% (-8) and nonfatal shooting victims decreased by approximately 6% (-6).

Number and Type of Shots Fired Incidents



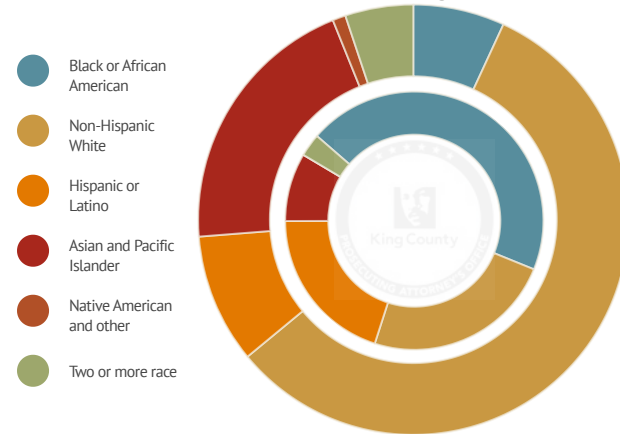
Number of Shooting Victims



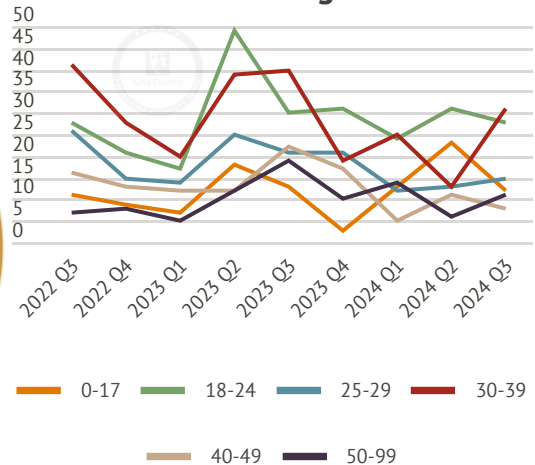
Shooting Victim Demographics

Of the 105 shooting victims in Q3, 82% were male; 27% were aged between 18-24; and 76% were people of color. In Q3 35% (37) of shooting victims were between the age of 15-24. More specifically through Q3, victims between the age of 16-19 account for 20% (55) of all shooting victims in 2024.

Race/Ethnicity Outer Circle = General Population Inner Circle = Shooting Victims

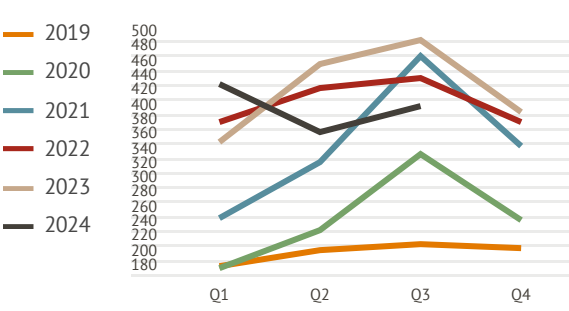


Victim Age

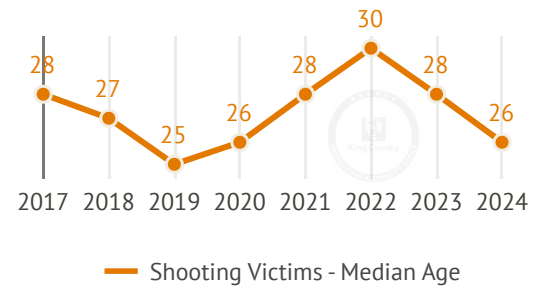
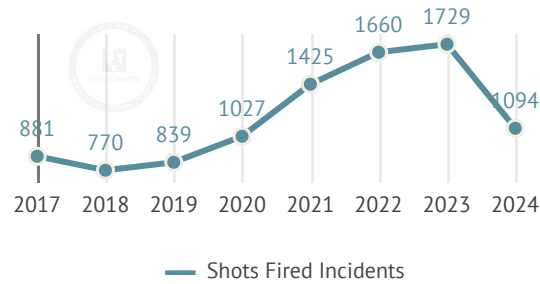
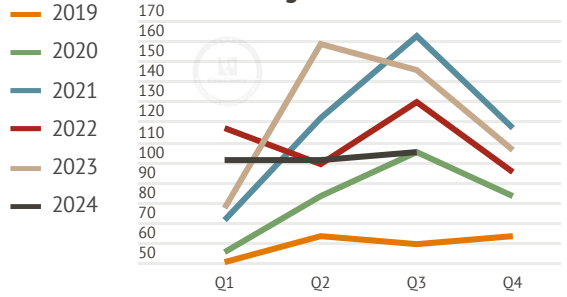


** KCPAO relies on law enforcement reports for the demographic information about victims, including race/ethnicity. Each law enforcement agency has separate policies and systems for collecting demographic data, which can result in varying levels of reporting. KCPAO is aware that this race/ethnicity data may not accurately reflect the demographics of victims of gun violence in our community.

Shots Fired Incidents

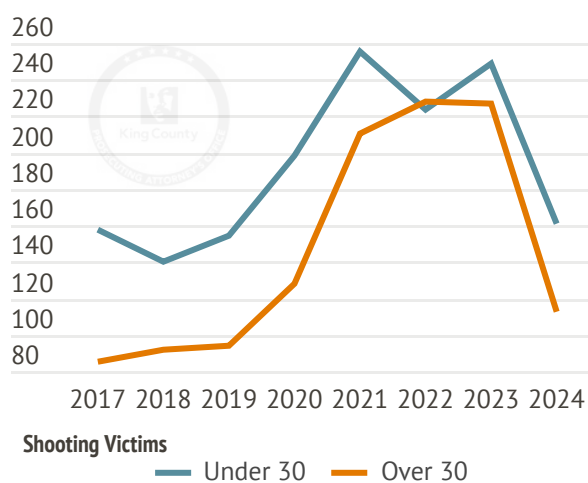


Shooting Victims



Gun Violence Trends

The above charts highlight the overall trend that gun violence in King County may finally be past the peaks of the previous three years. While still higher than pre-2020 levels of gun violence, the general downward trend over the past two quarters is undoubtedly a positive development. More data is still required to confirm a sustained decline in gun violence but this potentially signals a mirroring of decreasing gun violence trends nationally over the past few years. It is likely that multiple factors and developments around King County have contributed to this recent decline. However, it also should be noted that while shooting incidents have declined other gun crimes like armed robberies have not seen the same rate of reductions.



Youth Gun Violence

Concerning trends persist with youth gun violence which remains worryingly high, to date in 2024 victims 29 years old and under account for 60% (166) of all shooting victims - the highest percentage since 2019. Moreover, 2024 has already experienced a record number of juvenile shooting victims (49). Of the shooting victims in 2024 through Q3 under the age of 30, 52% have occurred in Seattle while 48% have occurred in other parts of King County. However, for juvenile shooting victims in 2024 almost 62% have occurred outside of Seattle.

** KCPAO relies on law enforcement reports for the demographic information about victims, including race/ethnicity. Each law enforcement agency has separate policies and systems for collecting demographic data, which can result in varying levels of reporting. KCPAO is aware that this race/ethnicity data may not accurately reflect the demographics of victims of gun violence in our community.