



2020 King County Firearm Violence: Year End Report

King County Prosecuting Attorney's Office - Crime Strategies Unit
 paocsu@kingcounty.gov January 2021

Total Shootings and Shots Fired Incidents

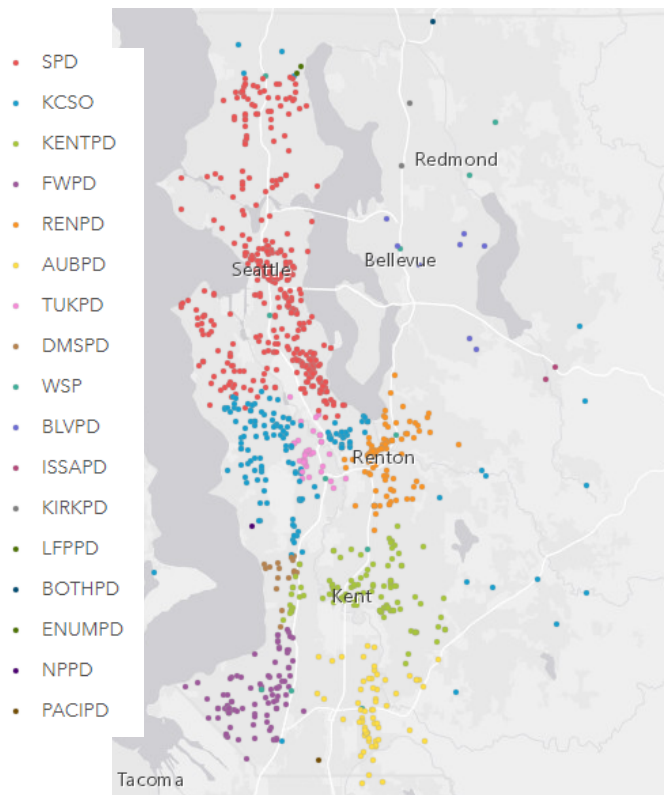
The numbers of firearm homicide victims, nonfatal shooting victims, and total shots fired incidents for 2020 are listed below. This data primarily comes from the 8 jurisdictions in King County (listed below) that have historically had over 90% of firearm violence, but also includes data from many of the smaller jurisdictions in King County. This does not include suicides, confirmed self-inflicted shootings, or officer involved shootings.



Geographic Distribution

Shootings in King County are not evenly distributed by jurisdiction. We currently collect data from over 20 agencies, but a majority the data comes from 8 agencies: Seattle, Auburn, Des Moines, Federal Way, Kent, Renton, Tukwila, and the King County Sheriff's Office (including unincorporated King County and 16 contract cities). These 8 agencies account for roughly 79% of King County's population. In 2020, 59% of the total shots fired incidents and 56% of the shooting victims (both firearm homicide victims and non-fatal shooting victims) were from agencies outside of Seattle. Both of these are slightly lower than the three-year average for 2017-2019 in which 60% of all shots fired incidents and 58% of all shooting victims were from agencies outside of Seattle.

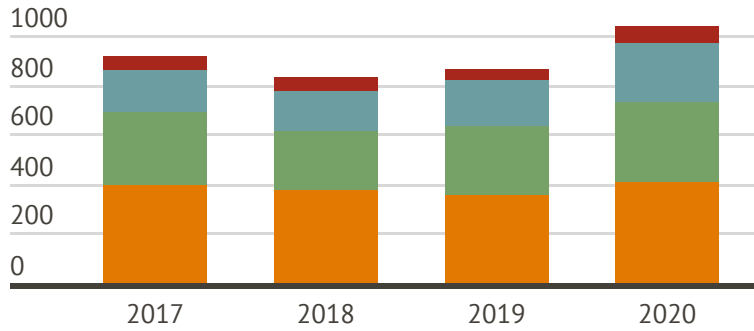
Shots Fired by Agency 2020



Historical Comparisons

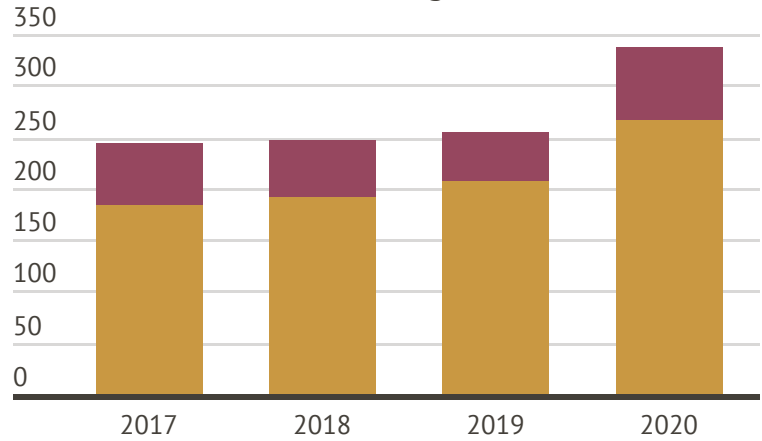
The graphs below depict the total number of shots fired incidents broken down by type for 2017-2020 and the total number of non-fatal and fatal shooting victims from 2017-2020. While the total number of shots fired incidents in 2020 (1034) was up around 19% compared to the three year average (870), the number of overall shooting victims (337) was up nearly 36% from the three year average (248) with a 27% increase in the number of fatal shooting victims and a 38% increase in the number of non-fatal shooting victims.

Number and Type of Shots Fired Incidents



- Shots Fired
- Shots Property
- Shots Injury
- Shots Homicide

Number of Shooting Victims



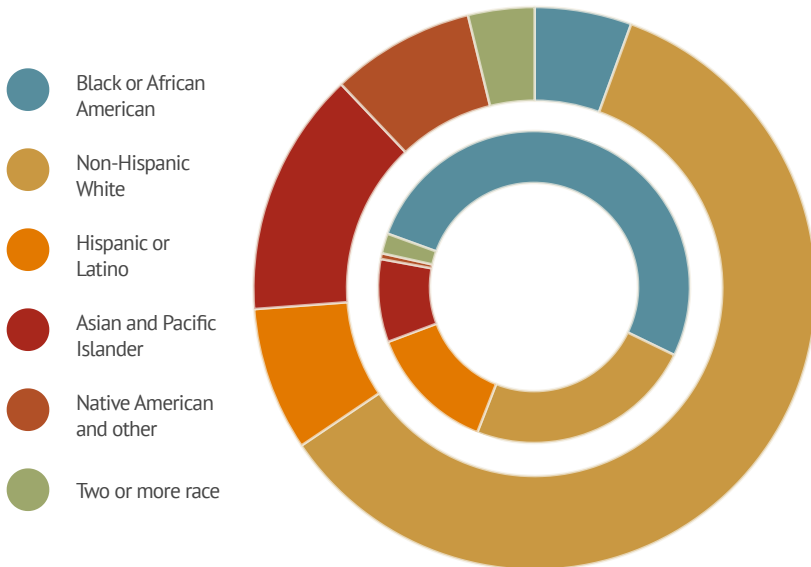
- Non-Fatal Shooting Victims
- Fatal Shooting Victims

Shooting Victim Demographics

Of the 337 shooting victims in 2020, 88% were male; 43% were under the age of 25; and 76% were people of color. This is similar to the three year average for shooting victims where 86% were male; 45% were under the age of 25; and 80% were people of color.

Race/Ethnicity

Outer Circle = General Population
Inner Circle = Shooting Victims



Victim Age

