



2022 Q1 King County Firearm Violence Report

King County Prosecuting Attorney's Office - Crime Strategies Unit
paocsu@kingcounty.gov April 2022

Total Shootings and Shots Fired Incidents

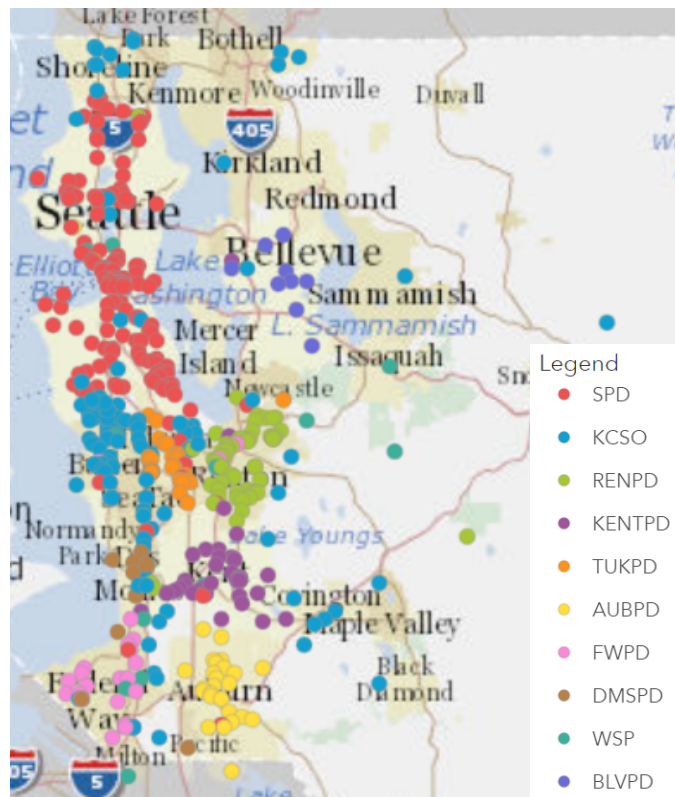
The numbers of firearm homicide victims, nonfatal shooting victims, and total shots fired incidents for Q1 2022 are listed below. This data primarily comes from the 8 jurisdictions in King County (listed below) that have historically had over 90% of firearm violence, but also includes data from many of the smaller jurisdictions in King County. This does not include suicides, confirmed self-inflicted shootings, or officer involved shootings.



Shots Fired by Agency Q1 2022

Geographic Distribution

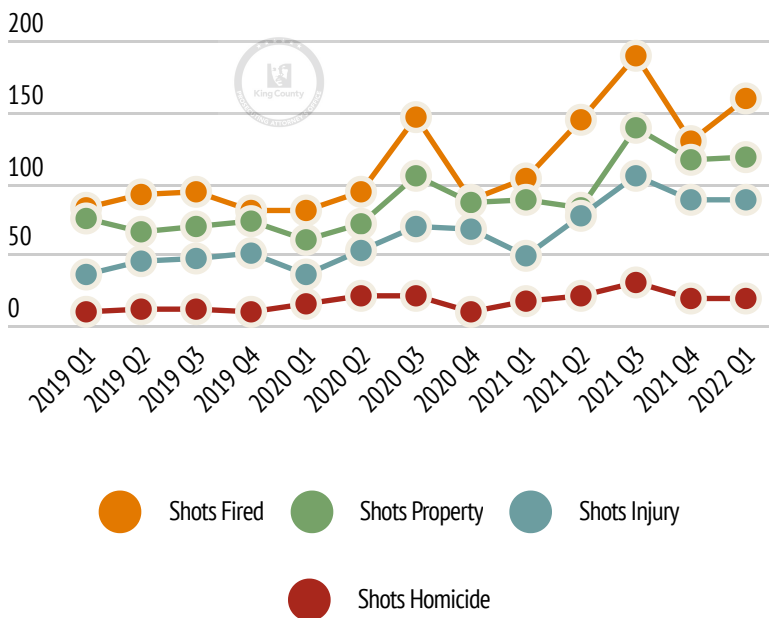
Shootings in King County are not evenly distributed by jurisdiction. We currently collect data from over 20 agencies, but a majority the data comes from 8 agencies: Seattle, Auburn, Des Moines, Federal Way, Kent, Renton, Tukwila, and the King County Sheriff's Office (including unincorporated King County and 13 Contract Cities, 2 Transit Agencies and 1 AARF). These 8 agencies account for roughly 80% of King County's population. In Q1 2022, 57% of the total shots fired incidents and 56% of the shooting victims (both firearm homicide victims and non-fatal shooting victims) were from agencies outside of Seattle.



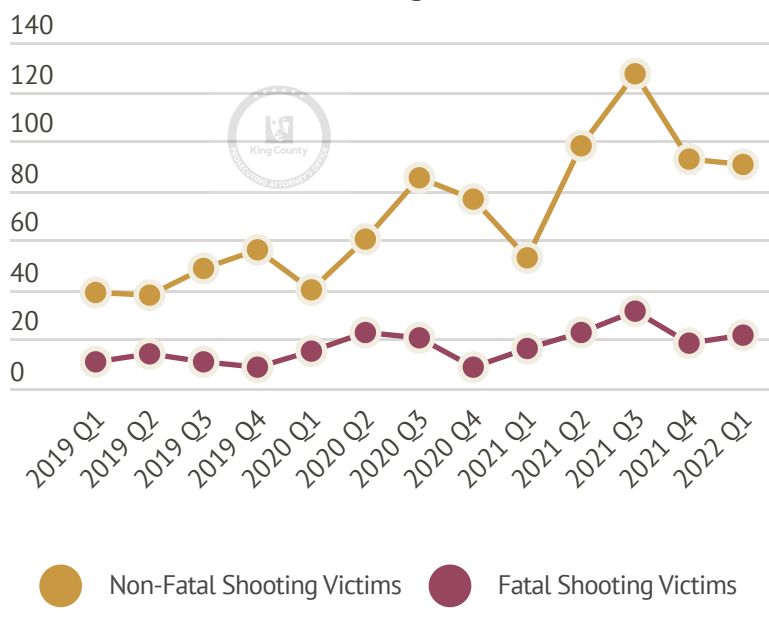
Historical Comparisons

The graphs below depict the number of shots fired incidents broken down by type and quarter from 2019-2022 and the number of non-fatal and fatal shooting victims by quarter from 2019-2022. Shots fired incidents in Q1 2022 (384) was up around 16% (327) and the number of shooting victims (113) was up around 4% (108) from the average of the previous five quarters of data. More specifically, the number of fatal shooting victims was up 14% (19) and non-fatal shooting victims was up 2% (89) over the average of the previous five quarters of data.

Number and Type of Shots Fired Incidents



Number of Shooting Victims



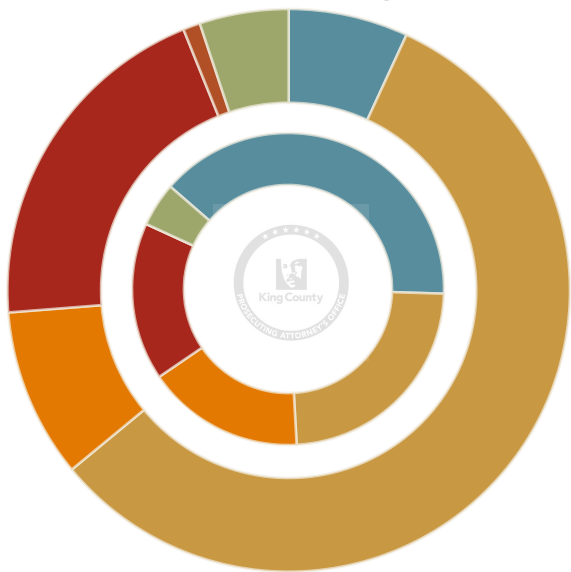
Shooting Victim Demographics

Of the 113 shooting victims in Q1 2022, 90% were male; 23% were between the ages of 18-24; and 79% were people of color. Compared to the average of the previous five quarters (46%), there was an increase in the percentage of shooting victims over the age of 30 (53%) during Q1 2022.

Race/Ethnicity

- Black or African American
- Non-Hispanic White
- Hispanic or Latino
- Asian and Pacific Islander
- Native American and other
- Two or more race

Outer Circle = General Population
Inner Circle = Shooting Victims



Victim Age

