



2022 Q2 King County Firearm Violence Report



King County Prosecuting Attorney's Office - Crime Strategies Unit paocsu@kingcounty.gov
July 2022

Total Shootings and Shots Fired Incidents

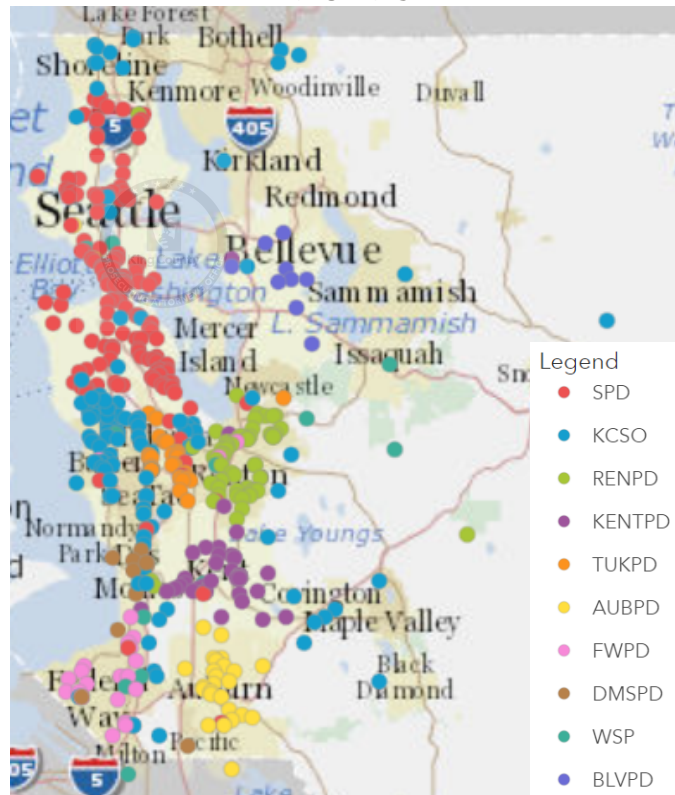
The numbers of firearm homicide victims, nonfatal shooting victims, and total shots fired incidents for Q2 2022 are listed below. This data primarily comes from the 8 jurisdictions in King County (listed below) that have historically had over 90% of firearm violence, but also includes data from many of the smaller jurisdictions in King County. This does not include suicides, confirmed self-inflicted shootings, or officer involved shootings.



Geographic Distribution

Shootings in King County are not evenly distributed by jurisdiction. We currently collect data from over 20 agencies, but a majority the data comes from 8 agencies: Seattle, Auburn, Des Moines, Federal Way, Kent, Renton, Tukwila, and the King County Sheriff's Office (including unincorporated King County and 13 Contract Cities, 2 Transit Agencies and 1 AARF). These 8 agencies account for roughly 80% of King County's population. In Q2 2022, 54% of the total shots fired incidents and 53% of the shooting victims (both firearm homicide victims and nonfatal shooting victims) were from agencies outside of Seattle.

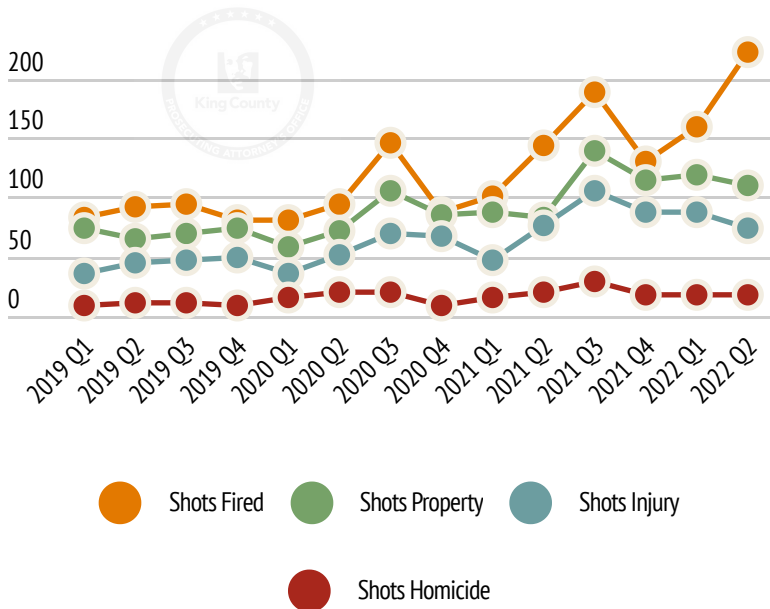
Shots Fired by Agency Q2 2022



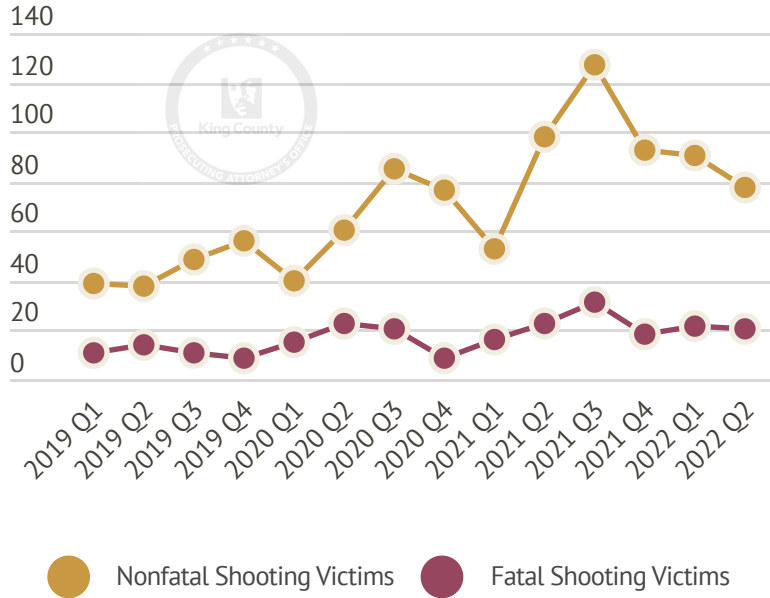
Historical Comparisons

The graphs below depict the number of shots fired incidents broken down by type from 2019-2022 and the number of non-fatal & fatal shooting victims from 2019-2022. Compared to the average of the previous five quarters of data, shots fired incidents in Q2 (424) was up around 18% (+65) but the number of shooting victims (99) was down around 14% (-16). More specifically, the number of fatal shooting victims was down 9% (-2) and nonfatal shooting victims was down 15% (-14) over those averages.

Number and Type of Shots Fired Incidents



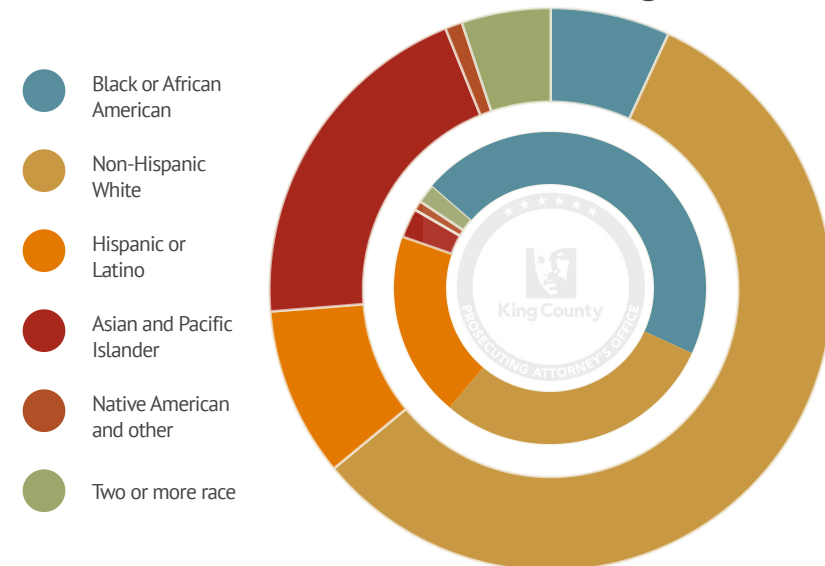
Number of Shooting Victims



Shooting Victim Demographics

Of the 99 shooting victims in Q2, 86% were male; 26% were between the ages of 18-24; and 70% were people of color. Q2 had the highest number of Domestic Violence incidents (20) and victims (27) since our reporting started; and for 2022 year-to-date those numbers (37 & 46) are on pace to surpass last years record (49 & 56).

Race/Ethnicity
Outer Circle = General Population
Inner Circle = Shooting Victims



Victim Age

