



# 2022 Q3 King County Firearm Violence Report

King County Prosecuting Attorney's Office - Crime Strategies Unit  
paocsu@kingcounty.gov October 2022

## Total Shootings and Shots Fired Incidents

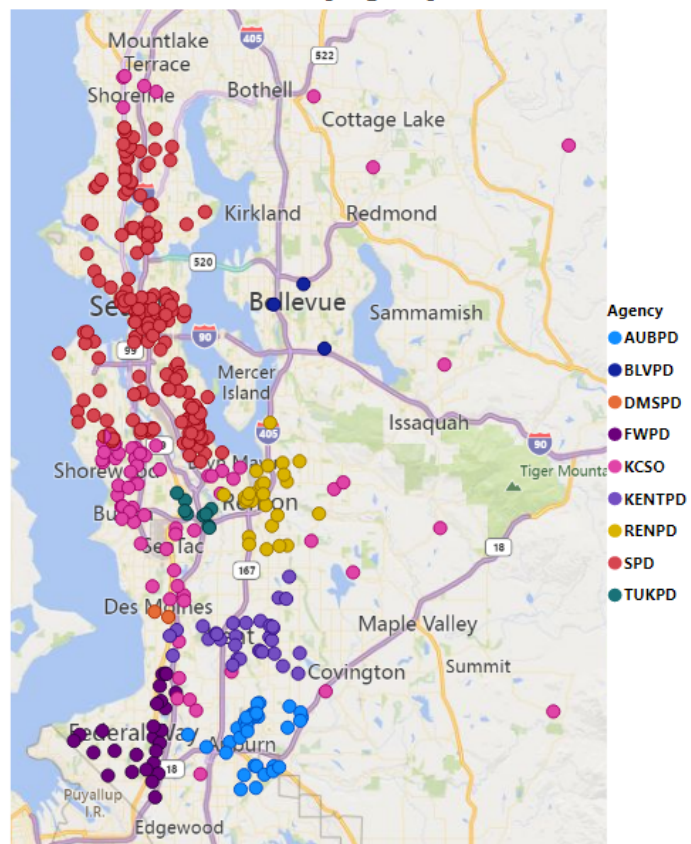
The numbers of firearm homicide victims, nonfatal shooting victims, and total shots fired incidents for Q3 2022 are listed below. This data primarily comes from the 8 jurisdictions in King County (listed below) that have historically had over 90% of firearm violence, but also includes data from many of the smaller jurisdictions in King County. This does not include suicides, confirmed self-inflicted shootings, or officer involved shootings.



## Geographic Distribution

Shootings in King County are not evenly distributed by jurisdiction. We currently collect data from over 20 agencies, but a majority the data comes from 8 agencies: Seattle, Auburn, Des Moines, Federal Way, Kent, Renton, Tukwila, and the King County Sheriff's Office (including unincorporated King County and 13 Contract Cities, 2 Transit Agencies and 1 AARF). These 8 agencies account for roughly 80% of King County's population. In Q3 2022, 55% of the total shots fired incidents and 50% of the shooting victims (both firearm homicide victims and nonfatal shooting victims) were from agencies outside of Seattle.

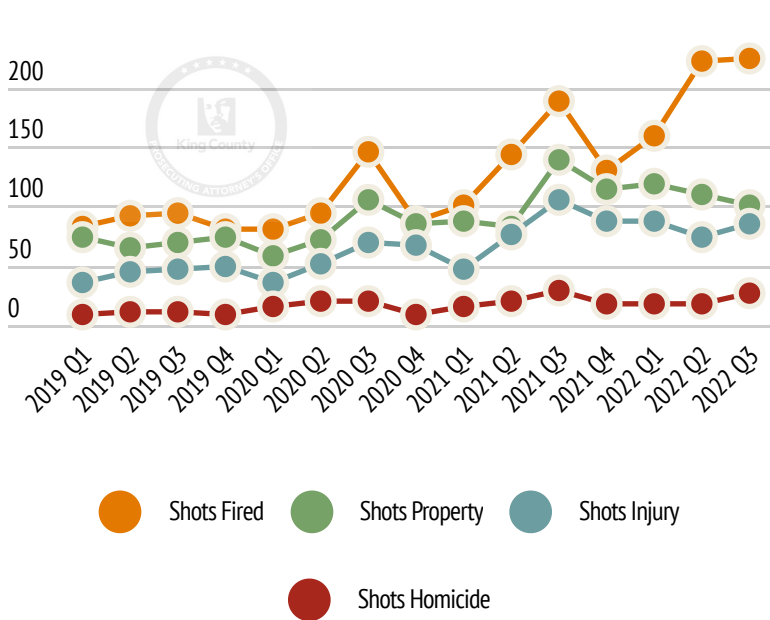
Shots Fired by Agency Q3 2022



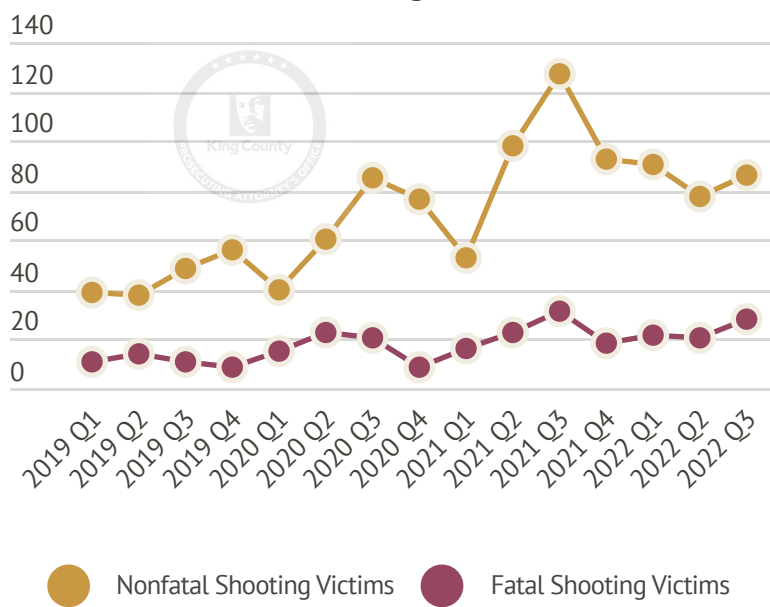
# Historical Comparisons

The graphs below depict the number of shots fired incidents broken down by type from 2019-2022 and the number of non-fatal & fatal shooting victims from 2019-2022. Compared to the average of the previous five quarters of data, shots fired incidents in Q3 (438) was up around 18% (+68) but the number of shooting victims (114) was down around 5% (-6). More specifically, the number of fatal shooting victims was up 22% (+5) but nonfatal shooting victims was down 11% (-11) over those averages.

Number and Type of Shots Fired Incidents



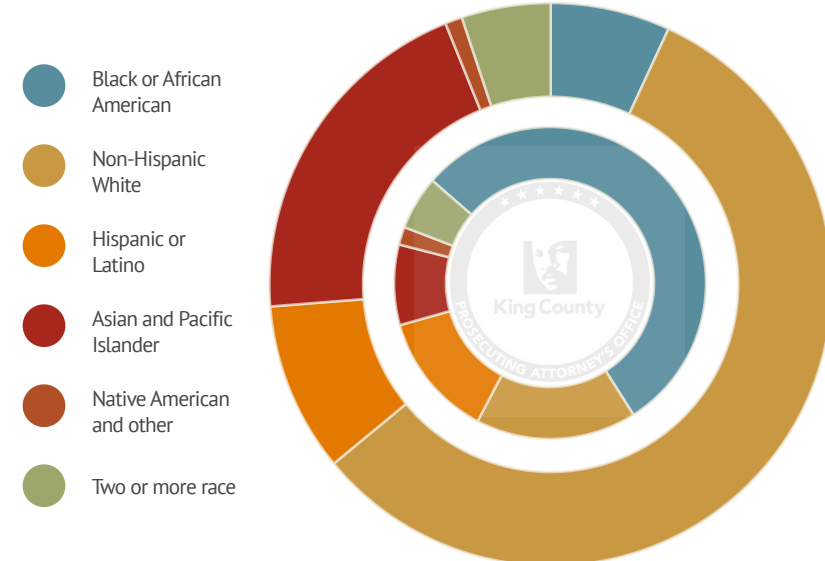
Number of Shooting Victims



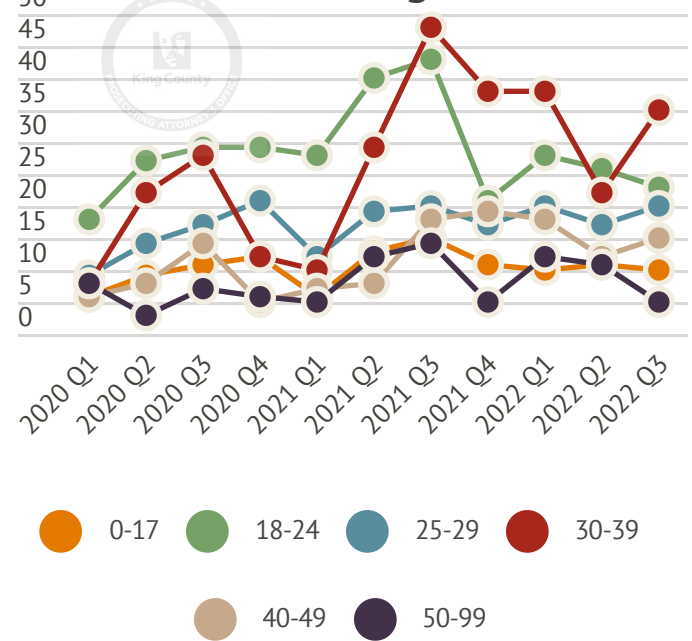
# Shooting Victim Demographics

Of the 114 shooting victims in Q3, 86% were male; 20% were between the ages of 18-24; and 84% were people of color. Q3 saw another sharp increase in the number of fatal and non-fatal victims aged between 30-39 increasing from 22% in Q2 to 34% of victims.

Race/Ethnicity  
Outer Circle = General Population  
Inner Circle = Shooting Victims



Victim Age



\*\* KCPAO relies on law enforcement reports for the demographic information about victims, including race/ethnicity. Each law enforcement agency has separate policies and systems for collecting demographic data, which can result in varying levels of reporting. KCPAO is aware that this race/ethnicity data may not accurately reflect the demographics of victims of gun violence in our community.